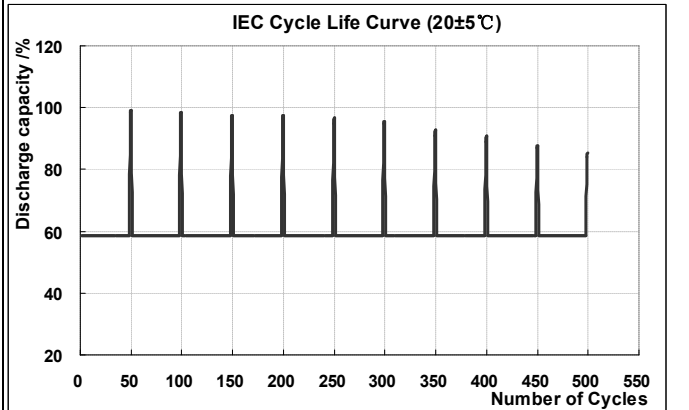
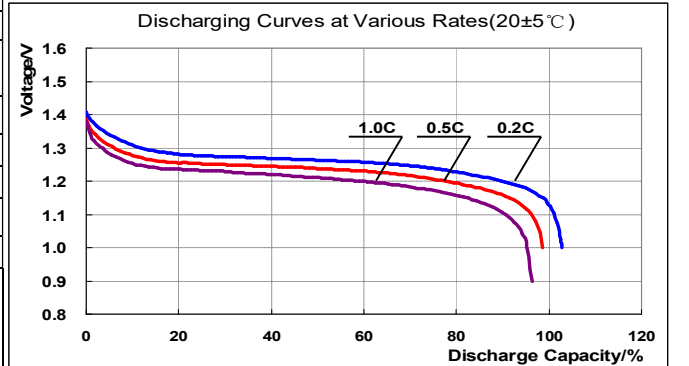
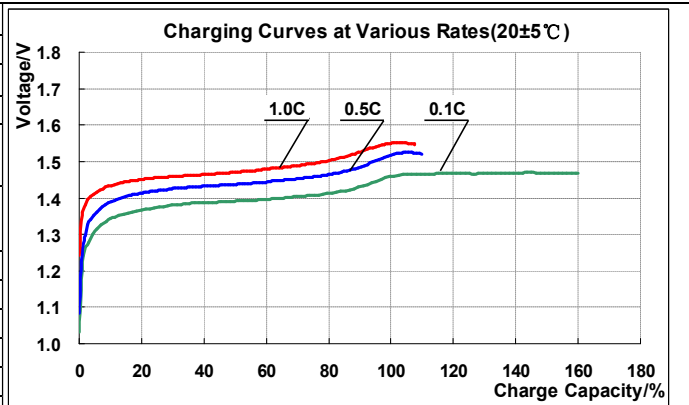




Data Sheet

Battery Model: 10405

Nominal voltage (V)		1.2
Capacity* (mAh)	Nominal	1000
	Minimum	850
Charging**	Standard	85mA×16hours
	Quick	425mA×2.4hours -ΔV=5mV
	Rapid	850mA×1.2hours -ΔV=5mV
Temperature recommended (°C)	Standard charge	0~40
	Quick charge	10~40
	Rapid charge	10~30
	Discharge	-10~50
Storage		-20~30
Internal resistance		≤45mΩ
End voltage of discharge		1.0V
Charge (capacity) retention (20°C 28days 170mA discharge to 1.0V)		≥180 minutes
Weight		Approx. 12.5g
Dimensions With tube	D Diameter	10.5 ⁺⁰ _{-0.7}
	H Height	44.5 ⁺⁰ _{-1.0}
	a Top diameter	3.7 ^{+0.1} _{-0.1}
	b Top height	0.8(Minimum)
Drawing		



Note:
 *: The cycle life curve describes battery unit. Please discharge to the 1.0V end voltage with 180mA before charging the battery unit.
The data sheet is for reference only and should not be used as a basis for product described guarantee or warranty.